



NAUTILUS AIR HORN 12 V

BY FLÖSSER IN COOPERATION WITH STEBEL

11690120

12 V < 18 A

HIGH 680 Hz \pm 5%, LOW 530 Hz \pm 5%, >115 dB(A) at 2 m



Germany



NAUTILUS AIR HORN 12 V

Compact air horn with deep powerful bass sound.

Bocina electropneumática con sonido grave y sonoro.

Avertisseur électropneumatique avec son bas et sonore.



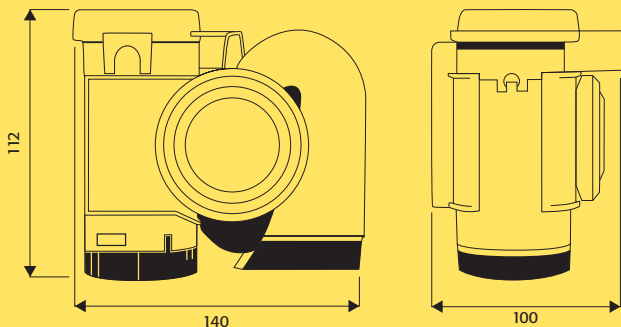
Germany

NAUTILUS AIR HORN

We have adapted the innovative patented Nautilus technology to create a new air horn. Only 10 cm wide, it is able to emit 115 dB (measured at 2 meters) at a frequency of **530 – 680 Hz**.

Up until now, this same performance could only be reached by using trombones of almost 50 cm in length and the obvious installation difficulties that come with such bulky items.

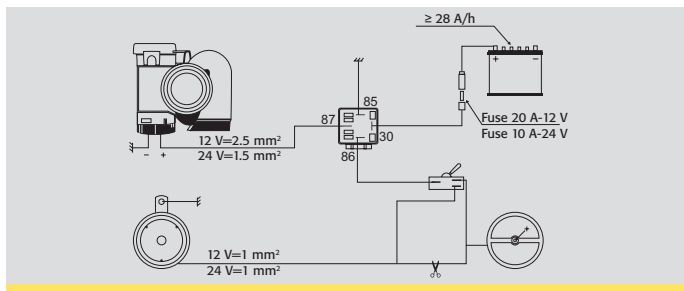
The FLÖSSER Air Horn does not require complex connections to the vehicle's compressed air chamber because it features a built-in mini compressor and is particularly suited for mountings under the hood.



Horn mounted in addition to original horn.

Bocina montada adicionalmente a la bocina normal.

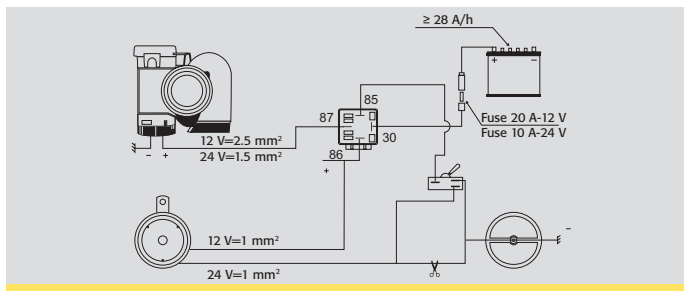
Avertisseur monté en plus de l'avertisseur original.



Wiring diagram for cars with hot lead to horn button.

Esquema de montaje con botón de bocina a conexión positiva.

Schema de montage avec bouton de commande au positif.



Wiring diagram for cars with ground lead to horn button.

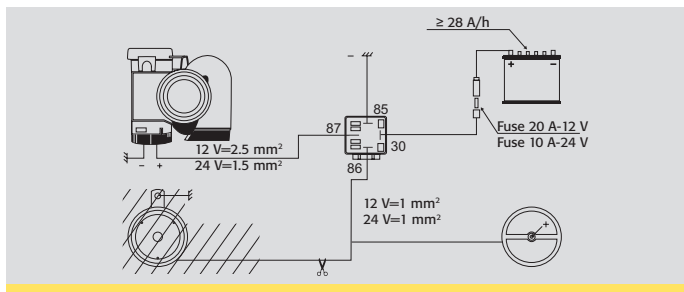
Esquema de montaje con botón de bocina a conexión masa.

Schema de montage avec bouton de commande à la terre.

Horn mounted instead of original horn.

Bocina montada en vez de la bocina normal.

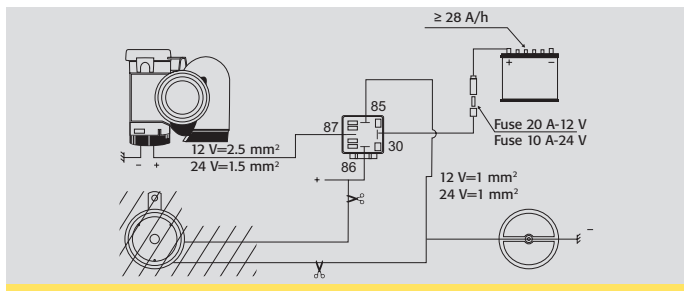
Avertisseur monté au lieu de l'avertisseur original.



Wiring diagram for cars with hot lead to horn button.

Esquema de montaje con botón de bocina a conexión positiva.

Schema de montage avec bouton de commande au positif.



Wiring diagram for cars with ground lead to horn button.

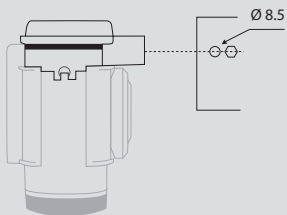
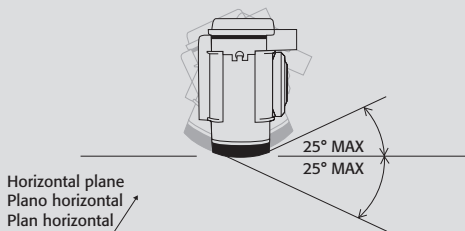
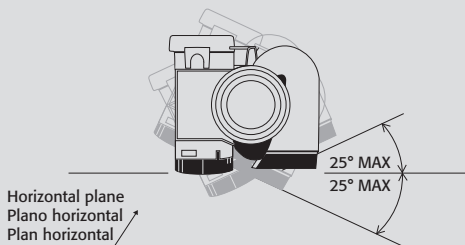
Esquema de montaje con botón de bocina a conexión masa.

Schema de montage avec bouton de commande à la terre.

Mounting Diagram.

Diagrama de montaje.

Schema de montage.



Important Advise for correct installation.

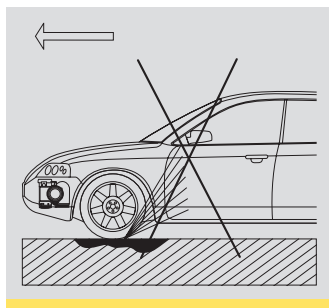
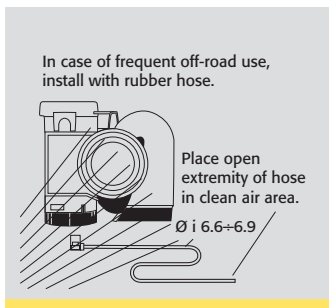
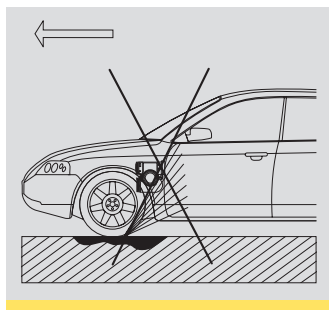
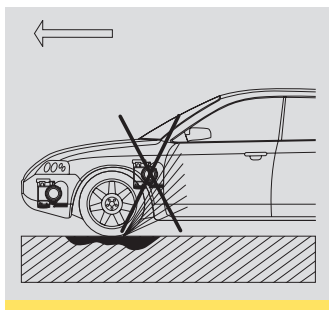
Aviso importante para instalacion correcta.

Avis important pour une installation correcte.

The warranty is not applicable for damages caused by improper installation.

Garantía no aplicable para daños por instalación incorrecta.

Garantie pas applicable pour dommages par installation incorrecte.





Flösser GmbH & Co. KG

P. O. Box 1780 · 54207 Trier/Germany

www.flosser.com · flosser@flosser.com